


Dr. A.N.K DAV PUBLIC SCHOOL, ROURKEL

Holiday Homework for Summer Vacation (LKG TO STD. VII)

SESSION: (2023 – 24)

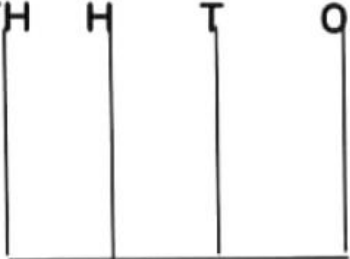
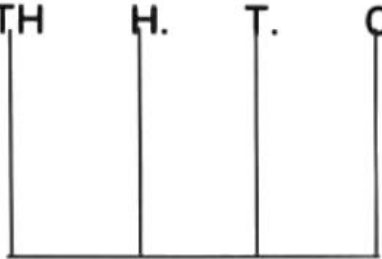
CLASS – LKG		
SL. NO.	SUBJECT	TOPIC
1.	ENGLISH	Write 1 page daily. Eng Handwriting from Page no—6 to 13
2.	HINDI	Write 1 page daily. Hindi Handwriting from Page no—2 to 7

CLASS – UKG		
SL. NO.	SUBJECT	TOPIC
1.	ENGLISH	Write 1 page daily. Eng Handwriting from Page no 1 to 10
2.	HINDI	Write 1 page daily. Hindi Handwriting from Page no 2 to 16
3.	MATHS	Practice nos. from 1 to 10
4.	EVS	Learn and practice the spellings of Sense organs and Parts of the body

CLASS – I		
SL. NO.	SUBJECT	TOPIC
1.	ENGLISH	Learn and revise Q/A of your English Reader Book that you have been taught so far by writing them in your Rough notebook. Write Handwriting (pg 1 to 15)in your Pattern Writing Book. Activity - Paste the pictures of a, e, i, o and u Vowel sound words in your Scrap Book. (Two pictures each)
2.	HINDI	1. Write handwriting (pg.1-15) in your Hindi Handwriting Book. Activity - Paste pictures of दो, तीन और चार अक्षर वाले शब्द in your Scrap Book. (Three pictures each)
3.	ODIA	1. Write ଅ ଓ ଔ in your Odia Handwriting Book. Activity- Paste the pictures of five flowers and five fruits in your Scrap Book.
4.	MATHS	Learn and write numbers from 1 to 100 and tables of 2 & 3 by writing them in your Rough note book. Activity - Fill in the missing numbers by making a caterpillar using cut out of circles as shown below in your Scrap Book. 
5.	SCIENCE	1. Write the names of ten body parts in your Rough notebook. Activity - Paste the pictures of ten body parts in your Scrap Book.

CLASS – II		
SL. NO.	SUBJECT	TOPIC
1.	ENGLISH	a. Paste two pictures for each vowels in your Scrapbook. b. Handwriting - Complete up to page1 c. Learn and practice ch-1 & 2 in your rough notebook.
2.	HINDI	a. Write 5 goods habits and paste their pictures in your Scrapbook b. Handwriting - complete up to page 15 c. Learn and practice lesson 1 in your rough copy.
3.	ODIA	a. Learn and practice (୧ ରୁ ୫୦) and (୫୧ ରୁ ୧୦୦) in rough copy. b. Paste 5 pictures of flower, fruits, vegetables and animals in your Scrapbook.
4.	MATHS	a. Write ordinal numbers by making caterpillar in your Scrapbook. b. Practice number names from (50 to 100) in your rough copy.
5.	SCIENCE	a. Paste/Draw the pictures of your body parts and write their names in your Scrapbook. b. Learn and write body parts and five senses organs in your rough copy.

CLASS – III		
SL. NO.	SUBJECT	TOPIC
1.	ENGLISH	<p>*Reader Book*</p> <p>1- I Speak, I Say, I Talk (Learn and practice in a rough copy)</p> <p>*Practice Book*</p> <p>1- Naming Words. (Learn and practice in rough copy)</p> <p>*Handwriting*</p> <p>One page daily</p> <p>*Activity* (Paste pictures for Naming words and write their names)</p>
2.	HINDI	<p>1. Ch-1 (चतुर कौआ) के प्रश्न उत्तर को रफ कॉपी में लिखे तथा याद करें।</p> <p>2 . अपनी Hindi note book me एक घड़े का चित्र बनाकर उसकी उपयोगिता के बारे में 5 वाक्य लिखें।</p> <p>3. अपनी Hindi Handwriting book me handwriting लिखें pg 1- 10 तक।</p>

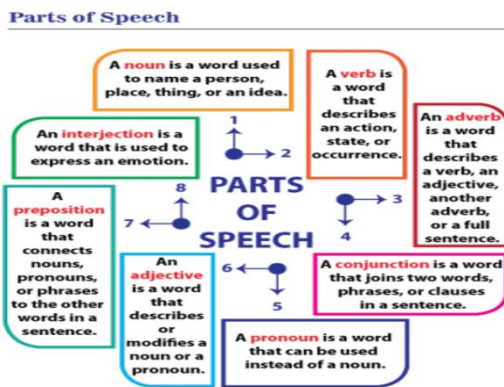
3.	ODIA	<p>* ହସ୍ତାକ୍ଷର ପୁସ୍ତକରେ ପୃଷ୍ଠା ୧ ଠାରୁ ୧୦ ଯାଏଁ ଲେଖିବେ ।</p> <p>* ବର୍ତ୍ତମାନର ଅ ଠାରୁ ଲ ଯାଏଁ ସୁନ୍ଦର ଅକ୍ଷରରେ Home work copy ରେ ଲେଖିବେ ।</p> <p>* ପାଠ ୨ ଓ ପାଠ ୩ ରେ ଥିବା ଶବ୍ଦ ଗୁଡ଼ିକ Home work copy ରେ ଲେଖିବେ ।</p>
4.	MATHS	<p>Q1) Write Multiplication Tables from 2 to 15 in your Homework notebook as well in classwork notebook and also learn it .</p> <p>Q2) Maths activity. (Do it in your Scrap book)</p> <p>Make abacus using bindis and compare the numbers using (> , <).</p> <div style="display: flex; justify-content: space-around; align-items: flex-start;"> <div style="text-align: center;"> <p>TH H T Q.</p>  </div> <div style="text-align: center;"> <p>TH H. T. O</p>  </div> </div> <p>A) 4015 > 3107 B) 2246 < 5053</p> <p>Q3) Whatever taught in the class practice in your rough copy.</p>
5.	SCIENCE	<p>* Learn Question / Ans of ch-1</p> <p>* Activity- Make Clay model of Sense organ or Make Emoji of different Expression by using chart paper and Ice-cream stick.</p>
6.	SOCIAL SCIENCE	<p>* Project work</p> <p>Draw a family tree and fill the names of family members. Do it in the chart paper.</p> <p>* Learn the hard word of chapter -1 and write down 5 times in your rough copy.</p>

CLASS – IV		
SL. NO.	SUBJECT	TOPIC
1.	ENGLISH	Taking hints from (pg no 22) of English Reader book draw and colour a vacation tree in your scrap book and write which places would you like to visit during vacation.
2.	HINDI	<p>Hindi - अपनी हिंदी नोटबुक में चार ऐसी चीजों के चित्र चिपकाए जो गर्म होने पर अप आकार बदलती है। और उनके नाम लिखें।</p> <p>* अपने हिंदी हैंडराइटिंग बुक में पेज 1 से लेकर 5 तक हैंडराइटिंग लिखें। Use pen</p> <p>* Ch- 1 ('फैलती चप्पलें') पाठ के प्रश्न- उत्तर रफ कॉपी में लिखें तथा सीखें।</p> <p>* Ch-2 (उल्टा -पल्टा) कविता को याद करें तथा रफ कॉपी में बिना देखे अभ्यास करें।</p>

3.	ODIA	<p>* ଶ୍ରେଣୀ ରେ କରା ଯାଇଥିବା ସମସ୍ତ କାର୍ଯ୍ୟ ପୁଣି H.W Copy ରେ ଲେଖିବେ ଓ ମନେ ରଖିବେ ।</p> <p>* ହସ୍ତାକ୍ଷର ପୁସ୍ତକରେ ପୃଷ୍ଠା (1-15) ସୁନ୍ଦର ଅକ୍ଷର ସହିତ ଲେଖିବେ ।</p> <p>* ଲକ୍ଷ୍ମଣ ନାୟକଙ୍କ ବିଷୟରେ ୫ଟି ବାକ୍ୟ ଲେଖି ଫୋଟୋ ଚିତ୍ର ଲଗାଇବେ ।</p> <p>* ପ୍ରକୃଷ୍ଟି ସୁନ୍ଦର ଓ ସ୍ପଷ୍ଟ ହେବା ଆବଶ୍ୟକ ।</p> <p>* ସମସ୍ତ କାର୍ଯ୍ୟ ଓଡ଼ିଆ H. W Copy ରେ କରିବେ ।</p>
4.	MATHS	<p>1. Practice worksheets (questions and answers) of chapter 1 in your rough copy whatever portion taught in the class.</p> <p>2. Learn and write Multiplication Tables 10 to 25 in your copy.</p> <p>3. Activity 1: Write the area of 10 neighboring states (in square km) and insert commas according to the periods. Do in Scrap book (use colour pencil). (Ch-1)</p>
5.	SCIENCE	<p>Learn Q/ANS of Ch-1</p> <p>Activity:- Make Clay model of Human Digestive system or different types of Teeth on card board paper.</p>
6.	SOCIAL SCIENCE	<p>Activity1 - Paste the Pictures of two types of family and write few sentences about them.</p> <p>Activity 2 - Make a family Album (Both Activity should be in Chart Paper).</p>

CLASS – V		
SL. NO.	SUBJECT	TOPIC
1.	ENGLISH	<p>1. Prepare a chart on idioms on any A4 size colour chart paper. Students can write any idioms apart from the ones given below :</p> <div data-bbox="577 1207 809 1545" data-label="Image"> </div> <p>* Make a different kind of chart. The above is an example.</p> <p>2. Prepare a chart on any 10 books and their authors in your Reader Notebook.</p> <p>3. Prepare a bookmark. (Students are expected to show their creativity.)</p>
2.	HINDI	<p>1. 'पेड़' कविता याद करें।</p> <p>2. परियोजना कार्य- 1/4 चार्ट पेपर पर पेड़ का चित्र बनाकर उसके विभिन्न भागों को दर्शाते हुए उनके नाम लिखिए तथा पेड़ की उपकारिता बारे में पाँच वाक्य लिखिए।</p>
3.	ODIA	<p>* ଜାତୀୟ ପତାକା ର ଚିତ୍ର କରି ତା' ବିଷୟରେ ୫ଟି ବାକ୍ୟ ଲେଖିବେ ।</p> <p>* Class work copy ରେ ଯାହା କରାଯାଇଛି ସେ ସବୁ ପୁଣି home work copy ରେ ଲେଖିବେ ଓ ମନେ ରଖିବେ।</p> <p>* Home work copy ରେ ସାହିତ୍ୟ ବହିରୁ ନିଜ ଇଚ୍ଛା ଅନୁସାରେ ୧୦ ପୃଷ୍ଠା ସୁନ୍ଦର ଅକ୍ଷରରେ ଲେଖିବେ ।</p>

4.	SANSKRIT	Write L-1 (मधुरा प्रभातवेला) in Your Sanskrit notebooks.
5.	MATHS	Activity :- Write the population of different states of India in both Indian and International system of numeration in 1/4 size chart paper. Write and Learn Multiplication table 15 to 25. Practice Ch-1 in your rough copy.
6.	SCIENCE	Prepare a human skeletal system by using clay moulds on A4 size chart paper and identify the joints.
7.	SOCIAL SCIENCE	1. Project work Paste the Picture of your Role model and mention the qualities you admire and would like to imbibe. Do it in Chart paper. 2. Find out the Hard words of Ch-1 and learn and write down 5 times in the rough copy.

CLASS – VI		
SL. NO.	SUBJECT	TOPIC
1.	ENGLISH	<p>1. You are Sohan/Sonali of DAV Public School, New Delhi. Your school is going to organise annual day celebration programme on 17 June, 2023. Write a notice to inform the students about the celebration. (50-60 words)</p> <p>2. Write a paragraph on Friendship (80-100 words)</p> <p>3. Write a speech on 'Importance of Book Reading' to be delivered in the morning assembly (100 - 120 words)</p> <p>4. Prepare a chart on parts of speech with examples on an A4 size chart paper as follows (students may go for any shape to beautify their activity chart):</p> 
2.	HINDI	<p>1. 'साथी हाथ बढ़ाना' कविता याद करें।</p> <p>2. 'साथी हाथ बढ़ाना' पाठ के प्रश्न उत्तर याद करें।</p> <p>3. परियोजना कार्य- पुराने हिंदी अखबारों में अपनी पसंद के विषय जैसे विज्ञापन, खेल, समाचार, मनोरंजन, कविता, सिनेमा आदि के बारे में जानकारी इकट्ठा करके उन्हें स्कैपबुक में चिपकाए।</p>
3.	ODIA	<p>1. Write and practice Question answers of poem 'ବର୍ଷା' ।</p> <p>2. Learn the poem "ବର୍ଷା" ।</p> <p>3. Practice reading of the topic "ବନବାଣୀ"</p>

		<p>4. Draw the picture "ବର୍ଷାକାଳୀନ ପଲ୍ଲୀର ଦୃଶ୍ୟ " in your grammar copy. (Project)</p> <p>5. Write the Essay "ଗ୍ରୀଷ୍ମଋତୁ" in your grammar copy and practice. (H.W.)</p>
4.	SANSKRIT	Draw picture of " My School " and Write 10 lines of L-2 (from मम विद्यालय:) in Sanskrit notebooks.
5.	MATHS	<p>*Activity 1. Prepare a Railway clock using Roman numerals.</p> <p>*Activity 2. Prepare Indian and international place value chart.</p> <p>3*.Practice chapter 1 worksheet 1,2,3 in your holiday homework notebook.</p>
6.	SCIENCE	<p>* Draw a diagram to show the relationship between biotic and abiotic components of environment on A4 size chart paper.</p> <p>* Draw a diagram of rainwater harvesting with proper labelling in your science notebook.</p> <p>* Learn and practice question answers of chapter 1.</p>
7.	SOCIAL SCIENCE	<p>* Draw , colour and label the eight planets in the order of their distance from the sun in your sst notebook.</p> <p>* Learn all the question answers whatever done in the class and write in your rough notebook .</p>

CLASS – VII		
SL. NO.	SUBJECT	TOPIC
1.	ENGLISH	<p>1.Read unit 1 of English Reader and Complete it.</p> <p>2.Activity-Draw a sketch (Portrait) of your favourite animal stating reasons for your liking.</p> <p style="text-align: center;">Or</p> <p>Prepare a face mask of a monkey using chart paper.</p>
2.	HINDI	<p>1. 'बारहमासा' कविता याद करें ।</p> <p>2.'बारहमासा' पाठ के प्रश्न उत्तर याद करें ।</p> <p>3.परियोजना कार्य -1/4 चार्ट पेपर पर अपनी पसंदीदा ऋतु का चित्र बनाकर उसके विषय में एक अनुच्छेद लिखिए।</p>
3.	ODIA	<p>1. Write and practice Question answers whatever completed in your class.</p> <p>2. Learn the poem 'କଳାମାଣିକରେ ' ।</p> <p>3. Practice reading of the topic 'ରାମାୟଣ କଥା' ।</p> <p>4. Draw the picture of Lord 'KRISHNA' in your grammar copy. (Project)</p> <p>5. Paste or draw photos of different characters of 'ରାମାୟଣ କଥା' in your grammar copy .(Project)</p> <p>6. Write the Essay " ଛାତ୍ର ଜୀବନରେ ଶୃଙ୍ଖଳା " in your grammar copy and practice. (H.W.)</p>

4.	SANSKRIT	Draw & colour the picture given in Page-1 of SANSKRIT book (ईश्वर ! तव महिमानं वन्दे) & write two stanzas of that lesson in your Sanskrit notebooks Also cover the notebook.
5.	MATHS	1. Practice chapter 1 (worksheet 1,2,3) 2. Activity on a A4 size chart paper represent a) $-3/4$ b) $6/7$ c) $7/3$. d) $-9/5$ on separate number lines
6.	SCIENCE	1. Collect and paste pictures of heterotrophic mode of nutrition in plants to make a collage on A4 size chart paper. 2. Draw a diagram of photosynthesis with proper labelling in your science notebook. 3. Learn and practice question answers of chapter 1.
7.	SOCIAL SCIENCE	1. Draw, colour and label the biosphere and paste in your sst notebook. 2. Learn all the question answers whatever done in the class and write in your rough notebook.
